

Wilkhahn

Travis. 660/661 range.





Travis.

Customised forms.
Generous spans.
Media technology
perfectly integrated.

Travis is the epitome of customised design with a timeless appeal that combines technical functionality and first class quality.

Spans of up to three metres make generous-sized tables with as few table legs as possible. This creates an uncluttered look and allows flexibility in the number of seating places around the table. The floor is also easier to clean.

The modular frame is an articulating structure of columns, beams and table top bearers that can be flexibly positioned. Whether open-centred, closed, round, oval, barrel or boat-shaped, or square at any angle, Travis offers the right shape for virtually any room. Even sizeable media equipment can be fitted into the frame. The tables have special cable channels, adapted to the lengths of the beams and linking angles. As a result, media technology, transformers and leads can be integrated into table systems, with ease of access, functionality and appearance maintained.



Mobility Concept





Travis height-adjustable.

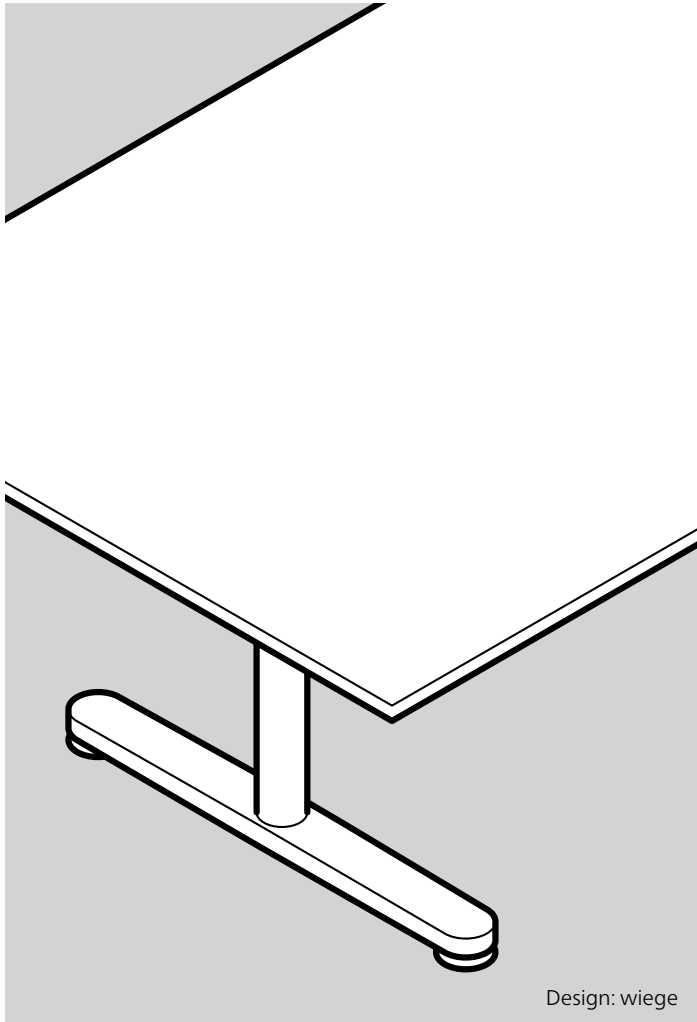
Prestigious.
Energising.
Dynamic.

Lack of physical activity in offices is considered the main reason for back pain, headaches, fatigue and other complaints in the modern world. At desks or in conference rooms – the majority of office work is sedentary. Which is why, in addition to dynamic seating, alternating between standing and sitting is becoming increasingly important. Getting up and standing for a time while working pays dividends. Especially when your body's seized up and your creative powers are stalling. And the same applies the other way round too. If meetings at high tables drag on, sitting down in between helps take the pressure off.

Consequently, the standalone tables (71–118cm (28"–46¹/₂")) with electrically height-adjustable frames perfectly complement the impressive Travis conference table system. The rectangular shapes (90x180cm (35³/₈"x70⁷/₈"), 100x200cm (39³/₈"x78³/₄")) are ideal as desks or as conference tables. And a sitting-down meeting with eight people at the barrel-shaped table (80/100x230cm (31¹/₂"/39³/₈"x90¹/₂")) can quickly become a standing-up one.

Travis. 660 range. Technical details.

Wilkhahn



Design: wiege

Function

Modular column table system for configuring customised static table configurations and standalone tables for traditional conference and executive areas, where wide table spans, tailor-made table formats and shapes, as well as perfect integration of multimedia equipment are required.

Frame

Die-cast aluminium T-shaped base, bright chrome-plated or coated in silver satin finish, or black. Steel disc base with a stainless steel covering, high-lustre polished. Bright chrome-plated tubular steel table column coated in a silver satin finish or black. Column optionally has a duct for the power supply. Cross-beam with five mounting grooves in extruded aluminium profile, coated in a silver satin finish or black. End closures and pivoting mechanism for attachment to table columns in die-cast aluminium colour matched with the crossbeam. Die-cast aluminium table top bearer that can be moved and adjusted precisely in the crossbeam with plastic devices for levelling out differences in heights which can be fitted to the table top, colour matched with the crossbeam coated in a silver satin finish or black. Black polypropylene glides, optionally with felt inserts (for hard floorings). The T-shaped base has colour-matched caps in stainless steel.

Core material of table top

Plywood, depending on the surface finish with straight, colour-matched plastic lipping or with straight, colour-matched wood lipping. MDF (medium density fibreboard) only in conjunction with veneer with colour-matched, chamfered wood lipping. For system elements: straight joining edge.

Table top group 1 – veneered top and bottom with laminate

Table top thickness 26 mm Laminate from the Wilkhahn colour and surface samples with plastic lipping, colour matched with the finish. (Only straight edges possible!)

Table top group 2 – veneered top and bottom

Table top thickness 26 mm Variant 1: Beech, oak or ash veneer from Wilkhahn woodstain colour samples (exception: no ash with a natural finish on chamfered-edge lipping) with wood lipping, colour matched as far as possible with the veneer. Variant 2: Maple (exception: no maple with a natural finish on chamfered-edge lipping), walnut or elm veneer as well as Wilkhahn Mocca veneer based on the Wilkhahn woodstain colour samples with wood lipping colour-matched as far as possible with the veneer.

Veneer types

As a standard, the veneer panels are slip-matched. Surfaces sealed with clear lacquer: open-pore: oak, ash, walnut and elm veneer, as well as Wilkhahn Mocca veneer closed-pore: maple and beech veneer. Some specific growth features possible.

Please remember that for barrel-shaped, open-centre table configurations with a bullnose double edge profile, the inside edges always have a straight profile.

Standards

The Travis tables comply with the ANSI/BIFMA X 5.5 standard. Further configurations on request.




Further configurations on request.

Edge profiles



Chamfered edge



Straight edge

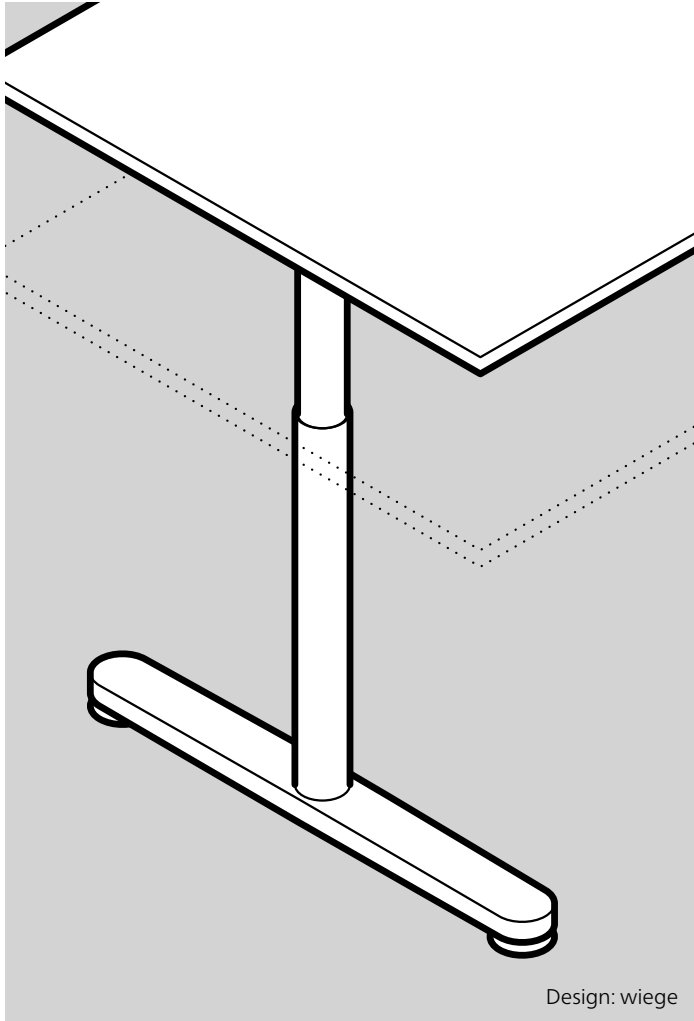


Bullnose edge

Subject to change.

Travis height-adjustable. 661 range. Technical details.

Wilkhahn



Function

Electric height-adjustable tables now complement the modular Travis table system. From a seating height of at least 71 cm, the tables are precision adjustable to a standing height of 118 cm max. At the touch of a button, users can simply switch between sitting or standing at tables and therefore easily adopt healthy postures in conferences and workspaces.

Frame

Steel T-shaped base, bright chrome-plated or coated in a silver satin finish or black. Telescopic steel table column, bright chrome-plated or coated in a silver satin finish or black; telescopic section always chrome-plated. Steel crossbeam coated in a silver satin finish or black. Underframe facings at the front edges are the same as the table column's surface finish. Black polyamide glides, optionally with felt inserts (for hard floorings). Frame electrically height adjustable from 71 to 118 cm, supply lead 300 cm, 150 cm of which has a black textile sleeving.

Core material of table top

Plywood, depending on the surface finish with straight, colour-matched plastic lipping or with straight, colour-matched wood lipping. MDF (medium density fibreboard) only in conjunction with veneer with colour matched, chamfered wood lipping.

Table top group 1 – veneered top and bottom with laminate

Table top thickness 26 mm Laminate from the Wilkhahn colour and surface samples with plastic lipping, colour-matched with the finish. (Only straight edges possible!)

Table top group 2 – veneered top and bottom

Table top thickness 26 mm Variant 1: Beech, oak or ash veneer from Wilkhahn woodstain colour samples (exception: no ash with a natural finish on chamfered-edge lipping) with wood lipping, colour-matched as far as possible with the veneer. Variant 2: Maple (exception: no maple with a natural finished on chamfered edge lipping), walnut or elm veneer, as well as Wilkhahn Mocca veneer from the Wilkhahn woodstain colour samples with wood lipping colour matched as far as possible with the veneer.

Veneer types

As a standard, the veneer panels are slip-matched. Surfaces sealed with clear lacquer: open-pore: oak, ash, walnut and elm veneer, as well as Wilkhahn Mocca veneer closed-pore: maple and beech veneer. Some specific growth features possible.

Standards

The height-adjustable tables comply with the DIN 147 technical report and DIN EN 527, as well as the GS requirements.



Please note

The height-adjustable Travis tables (661 range) cannot be linked with one another or combined with Travis (660 range).

Edge profiles



Chamfered edge



Straight edge



Bullnose edge

Travis. 660/661 range. Product types.

Wilkhahn

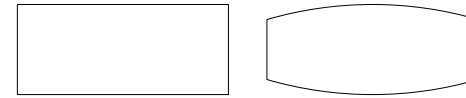
661/41 Height-adjustable Travis
90 x 180 cm, 100 x 200 cm oder 80/120 x 230 cm, 71–118 cm high



Table columns with disc or T-shaped bases are available to fit the design concept, table shape or purpose.




Shapes




Rectangular: 120 x 280 cm. Barrel shape: 80/120 x 280/360 cm.

Edge profiles




Chamfered, straight, bullnose

Frame versions



T-shaped base: bright chrome plated aluminium, coated black or with a silver satin finish High-lustre polished stainless steel

Table top groups



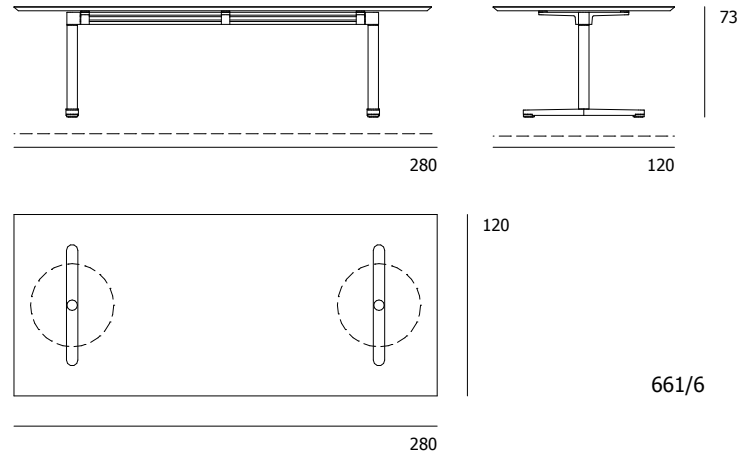
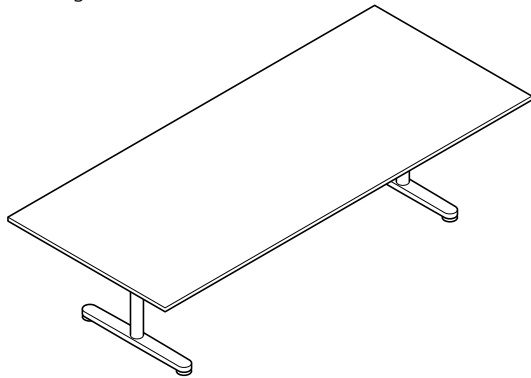
Laminate, veneer version 1, veneer version 2

The digital sample colours differ from the originals.
You can find our current fabric collection in our media center.

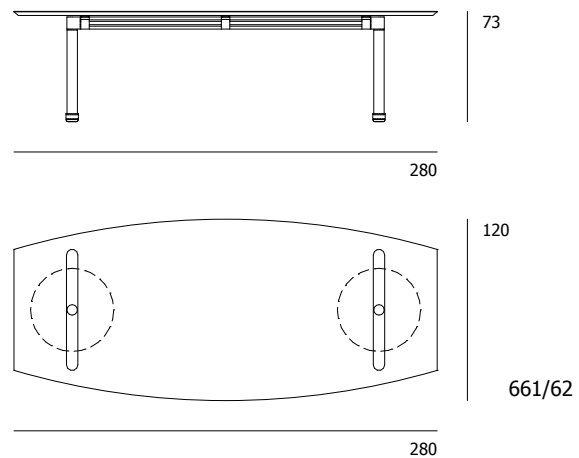
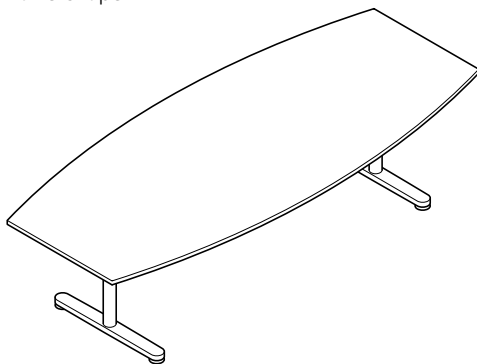
Travis. 660 range. Models and dimensions.

Wilkhahn

661/6
Rectangular



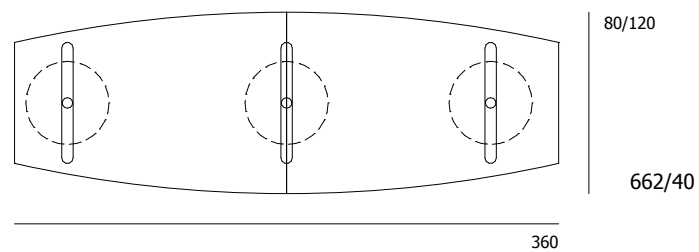
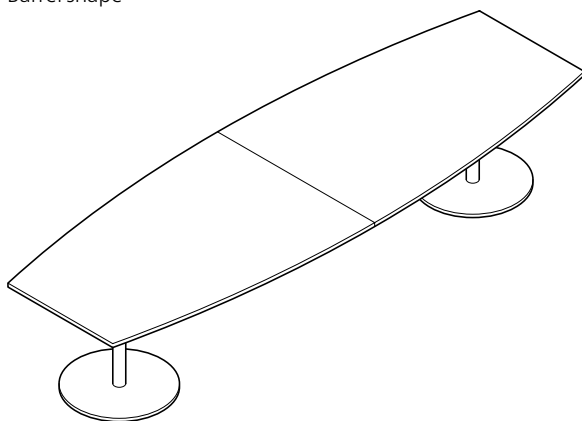
661/62
Barrel shape



Travis. 660 range. Models and dimensions.

Wilkhahn

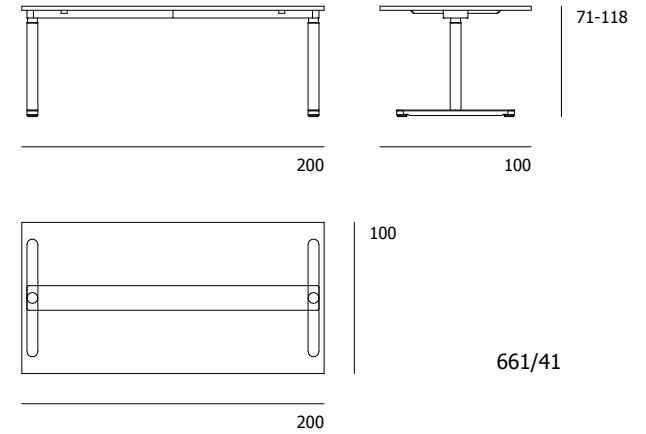
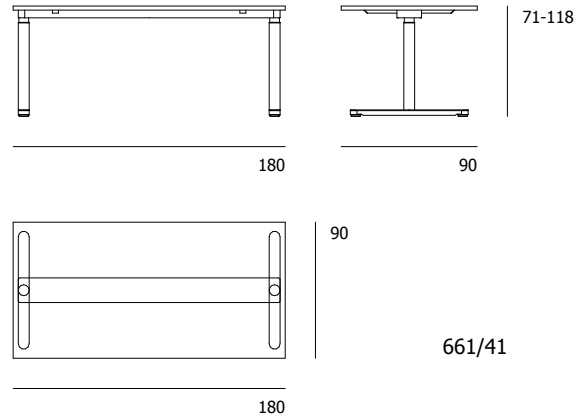
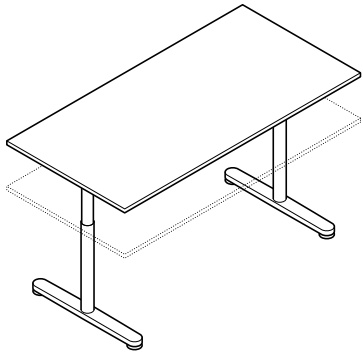
662/40
Barrel shape



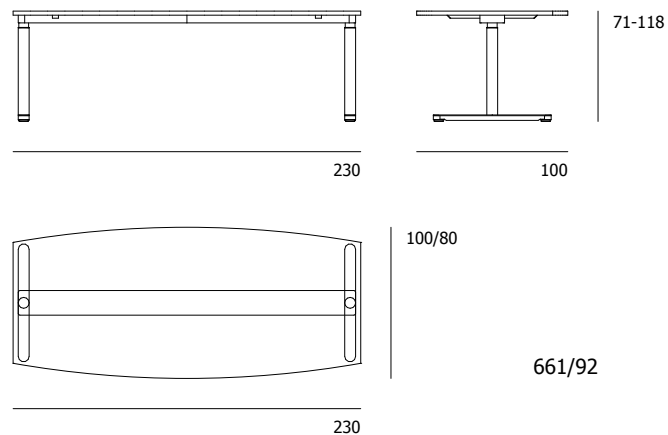
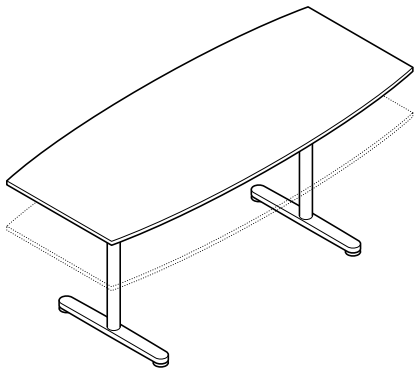
Travis height-adjustable. 661 range. Models and dimensions.

Wilkhahn

661/41 height-adjustable
Rectangular



661/41 height-adjustable
Barrel shape



Travis. 660/661 range. Awards / standards / certificates.

Wilkhahn

Awards



Product certificates / product standards



ANSI/BIFMA X5.4 DIN-Fachbericht 147 DIN EN 527

Not all certificates / standards apply to all types.

Company's certificates, memberships

