

Wilkhahn

Pep. 227 range.



Pep.

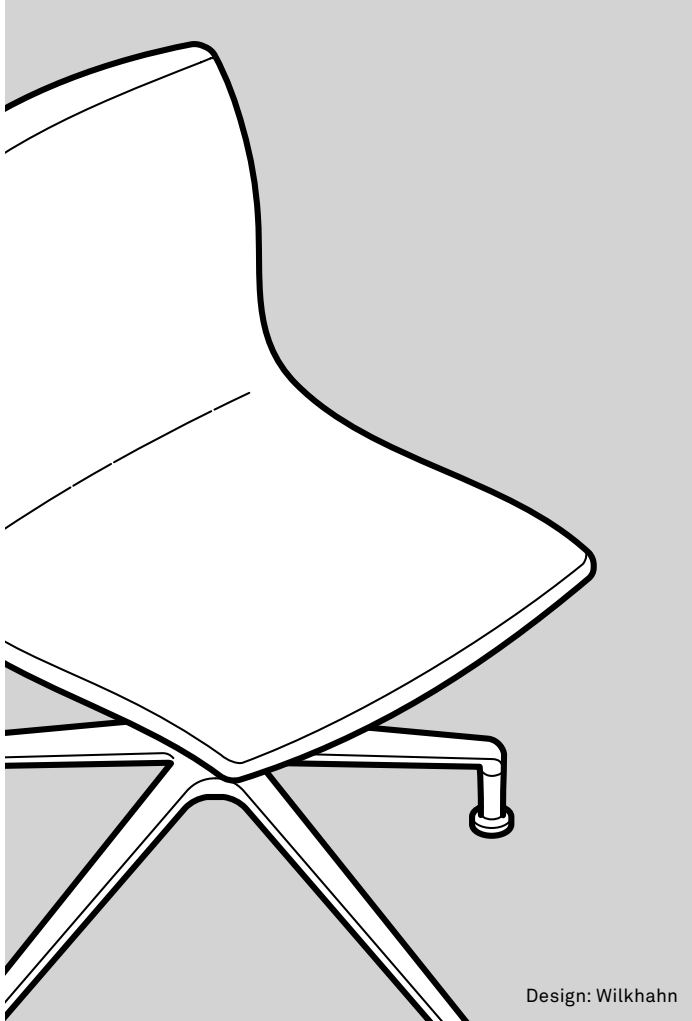
The upholstered Pep task chair marries refreshingly simple design with exceptional comfort and wouldn't look out of place in homes. The ergonomic, unitary seat and backrest shell made of molded plywood is fully padded, covered on all sides and comes with extra wadding on the inside. Combined with its stylish, die-cast-aluminum four-star base, the chair looks compact but still lightweight. The optional black polyamide armrests are a comfortable place, even for those on the heavier side, to rest their arms on. Optionally on glides or casters, with or without armrests, Pep is an equally good choice for customer support areas and meeting spaces, or dining tables and desks at home.

Design: Wilkhahn



Pep. 227 range. Technical details.

Wilkhahn



Design: Wilkhahn

Function

A task chair as a visitor chair that combines ergonomic comfort with a clear design language. Areas used: meeting rooms, public service areas and offices at home.

Frame

Die-cast aluminium four-star base, high-lustre polished and coated black in a textured matt finish. The glides are made of steel and coated black with a

textured matt finish. The model comes with multipurpose glides for soft and hard flooring. For sensitive flooring, please order with extra felt glides. Optionally with castors. Twin wheel swivel castors with load-dependent braking, made of black polyamide in accordance with DIN EN 12529 as the standard version for carpets; with grey soft polyurethane facing for hard floors.

Seat and backrest

Unitary plywood shell fully padded with PUR (CFC-free) with additional padding and covered optionally on all sides with fabric or leather.

Armrests

Armrests in black polyamide.


Standards

Tests being conducted for the GS mark

Pep. 227 range. Upholstered types.

Wilkhahn

Upholstery materials



47 Nova | 54 Pitch | 60 Blend | 62 Bond | 63 Auris | 66 Lona | 68 Kvadrat Remix 2 | 69 Granite | 91 Kvadrat Steelcut Trio 3 | 74 leather | 87 leather

You can find all upholstery materials and additional colours in our media center.

Pep. 227 range. Frame types.

Wilkhahn

Armrests



matte black

Star base



high luster polished or in a textured matte finish

The contours of the seat shell, armrests and base frame coordinate with each other perfectly, making the chair easy to combine with a variety of table shapes. And what's more, with high-luster-polished or black-coated frame surfaces and the wide range of upholstery materials and colors, Pep is an ideal match for a whole range of interior design concepts.



227/33
Swivel-mounted visitor chair with glides

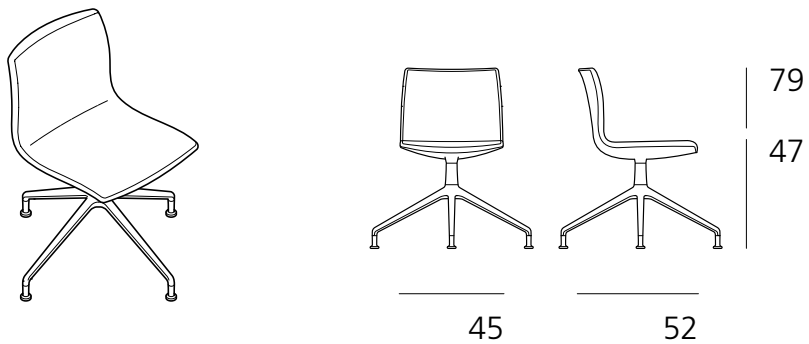


227/33
Swivel-mounted visitor chair with armrests and casters

Pep. 227 range. Models and dimensions.

Wilkhahn

227/33
Swivel-mounted visitor chair



Pep. 227 range. Awards/standards/certificates.

Wilkhahn

Product certificates/product standards

Tests being conducted for the GS mark

Company's certificates, memberships

